

Dear Parent/Carer

In anticipation of the phased return of students to the Prestwood Campus week beginning 04/01/2021 please could you share the following information with your child. Below are resources to support your child returning to school.

- Covid-19 testing social story
- Visual, explaining how students will self-administer the rapid test
- How to access online learning visual

These resources can also be found on the school website.

Your child will receive a rapid Covid-19 test at school every 3-5 days. Should your child receive a positive test they will need to be collected from school by a member of their household or support bubble. Please then arrange for a PCR test by booking online or calling 119.


<https://www.gov.uk/get-coronavirus-test>





In the event that you child is required to self-isolate, they will be provided with online work via Microsoft teams. Visual support for accessing teams can be found below.







Please do not hesitate to contact a member of the Senior Leadership Team if you have any further questions.

Social story


 What to expect when I return to school






 I will go to orientation and regulation when I get off my taxi








 I will wait to be called for my covid 19 test











 I will walk outside to my covid 19 test in the changing room.







 I will do my covid 19 test. |





 Staff will explain to me how to complete the test if i need help




 I will return to class and follow my usual timetable.





 If my test is unclear I may be asked to repeat the test.




 I will have a covid 19 test every 3 to 5 days.

How to complete a Covid-19 test



Throat and nose swab



Tissue

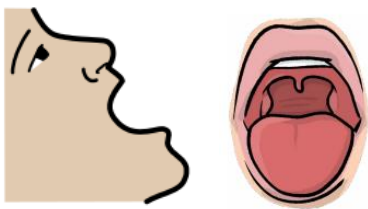
Soap

water

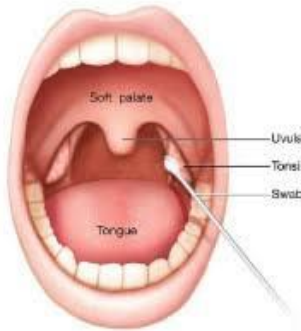
Blow your nose



Wash your hands with soap for 20 seconds or use hand sanitiser.



Open your mouth and stick out your tongue



Look in the mirror to find your tonsils

Your tonsils are the soft part at the back of your throat

Insert the swab straight into the back of your throat



Rub 3 times across the tonsil area

Do this for 10 seconds

This will not hurt

10
sec



Gently insert the same swab into your nostril

It will not hurt

A member of staff will tell you how far



Turn the swab in your nostril 5 times

Do this for 10 seconds

10
sec

Online Learning



- **Open a web browser**
Type in Office 365



- **Sign in**
Please use your school email address, first initial and surname followed by @chilternway.org
e.g. aanother@chilternway.org
You will need to enter the password that you have saved at school.
The default password is Password100 (with a capital P)
Click on the Teams icon on the left-hand side.









- **Teams**
The teams that you are assigned to will appear in boxes. E.g. if you are a member of 8LF you will see:



8LF

If you are in Key Stage 4 you will see your form name & also any Options teams, e.g. Construction / Mechanics / P.E etc.

- **Viewing work that has been set**
Click into a team name and a list of subjects will appear.
Click on the subject name and you will see any work that your teacher has set for you. Click on Files to view PDF files, worksheets etc. that have been attached.

English 8LF 
Food Tech 
Maths 
Maths 8LF 
PE 
PSHE 



If you would like further information, an instructional video for using the Teams platform can be found here:



<https://youtu.be/rkRLLyrBfqw>